

MFL Showcase



Year 3: French Playground Games: Numbers and Age

In this unit, children were introduced to numbers up to 12 in French. They began by sequencing and matching the numbers, and then thought about how to pronounce the numbers using songs to aid them. They were then able to apply their knowledge to talking about their birthdays. The children then learnt some traditional French playground games and used the numbers they had practiced to play them!



Year 3: In a French classroom



Year 3 enhanced their cultural knowledge of France, by looking at what life is like in a French classroom. They learnt simple classroom instructions and how to verbally respond to the. The children then used their language detective skills to learn more about classroom items and equipment, thinking carefully about French grammar and whether

they were masculine or feminine. The children created their own school backpack with all the equipment they might need in their French classroom.





MFL Showcase



Year 3: A circle of life in French

In this lesson, children used short phrases and images to build sentences about animals and the habitats in which they might be found. They began to learn about positive and negative form, saying where animals do and do not live. Children also learnt about food chains and life cycles and were able to create their own versions in French.



Year 4: Clothes: Getting Dressed




The class learnt about vocabulary to describe different items of clothing. They started by learning the nouns and whether they were masculine or feminine, then learning about plurals. The children talked about what clothing they liked and did not like, then used adjectives of size and colour to describe their outfits.

MFL Showcase



Year 4: Eurovision Song Contest



In this unit, Eurovision fever took over Year 4! The children learnt the French names for different European countries and located them on a map. They listened to French children talking about what musical instruments they play and what kinds of music they like. The children learnt about



Year 4: Weather and the Water

This French unit was all about the weather. Children learnt how to say different conditions, writing them first then performing a rap about different types of weather. The children learnt about the water cycle and then created their own French weather forecasts.




MFL Showcase



Year 5: Space Exploration


Planet 1: Neptune

1. Voici Neptune = Here is Neptune
2. c'est une grande planète bleue = it is a big blue planet
3. c'est une grande planète froide = it is a cold planet



The children in Year 5 learnt about the Solar System in French, learning the names for planets and identifying them as cognates or near-cognates. They read information texts about the planets and constructed factual sentences. Then, they wrote descriptive sentences, using metaphors to compare the planets.

Year 5: Meet My Family



Children were able to talk about and write about their families in French. They looked at words for different family members and created their own family trees. They then discussed what their family members liked and disliked and created a short slide presentation about this!



My French Family:


Ma soeur s'appelle Lottie. Elle a six ans. Elle a cheveux longs pour son âge et les yeux bleus. Son anniversaire c'est le treize décembre. Elle adore les bonbons.

Mon frère s'appelle Korey. Il a vingt-deux ans. Il a cheveux courts et les yeux bleus. Son anniversaire c'est le trois juillet. Il adore moi et ma soeur.

MFL Showcase

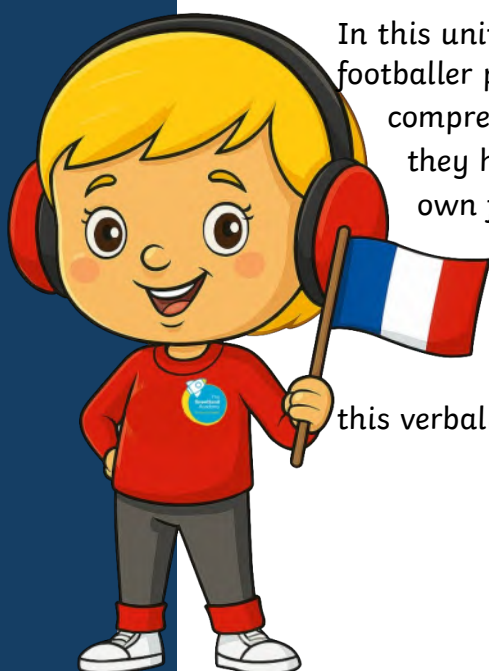


Year 6: In My House



In Year 6, the children learnt about different types of houses and the rooms you might find in them. They were able to ask and answer questions about their houses. They then learnt different items of household furniture, labelling them in each room. Finally, the children used prepositional language to describe where items were in a room.

Year 6: Football Champions



In this unit, children read and translated footballer profiles and were able to answer comprehension questions about what they had read. They completed their own footballer profiles, giving information about where the player came from, who they play for and even what position they play in, before performing this verbally.

