





DATA SUMMARY 2025

EARLY YEARS ANALYSIS			
PERCENTAGE REACHING A GOOD LEVEL OF DEVELOPMENT			
	2023 Cohort No. All: 59 Cohort No. PP: 4	2024 Cohort No. All: 54 Cohort No. PP: 4	2025 Cohort No. All: 49 Cohort No. PP: 5
All Pupils	83%	81.5%	81.6%
PP	50%	100%	20%

YEAR 1 PHONICS ANALYSIS			
PERCENTAGE PASSING THE TEST			
	2023 Cohort No. All: 57 Cohort No. PP: 5	2024 Cohort No. All: 59 Cohort No. PP: 4	2025 Cohort No. All: 55 Cohort No. PP: 4
All Pupils	95%	95%	98%
PP	100%	50%	100%

YEAR 2 PHONICS RE-TEST ANALYSIS			
PERCENTAGE PASSING THE TEST			
	2023 Cohort No. All: 57 Cohort No. PP: 7	2024 Cohort No. All: 59 Cohort No. PP: 7	2025 Cohort No. All: 60 Cohort No. PP: 4
All Pupils	98%	98%	100%
PP	80%	83%	100%

Year 4 MTC

Multiplication Check	
Mean Average Score (out of 25) 2024/2025 23.00 2024/2025  23.00 2023/2024  20.36	% of students who scored 25 2024/2025 58.9% 2024/2025  58.9% 2023/2024  42.4%

YEAR 6 SATS TEST						
PERCENTAGE PASSING THE TEST						
	Cohort No.	READING	WRITING	MATHEMATICS	COMBINED	SPAG
2023	61	90%	92%	100%	87%	91.8%
2024	53	88.4%	88%	92.3%	82.6%	84.6%
2024 GD		34.6%	21%	38.4%	17.3%	36.5%
2025	58	91% (53)	88% (51)	96.5% (56)	86% (50)	89.7% (52)
2025 GD		36% (21)	19%(11)	43% (25)	17% (10)	34% (20)
2025 PP	5	100% (5)	100% (5)	100% (5)	100% (5)	100% (5)
2025 PP GD	0	20%(1)	0%	0%	0%	0%