

Art Showcase



Reception Paint: Self Portraits

Reception begin the year by painting their self portrait. They look carefully in a mirror and discuss the colour and shape of their faces, skin, hair, eyes etc...



Art Showcase



Year 1 Drawing Making Your Mark

Year 1 explored lines that they can make to represent water. They worked cooperatively to create a shared image.



Year 1 have been looking at the artist Kandinsky and creating art in his style. They used oil pastels to create a concentric circles piece of collaborative work.



Year 1 Observational Drawing



Year 1 applied their drawing skills. They used pencil and oil pastels to draw a pumpkin and a juicy kiwi.

Art Showcase



Year 1 observational drawing personal responses




Year 1 Painting & Mixed Media Colour Splash



Year 1 have been learning about the primary colours and how to make secondary colours. They really enjoyed investigating colour mixing and getting messy! They also explored how to make a hue. A hue is like a shade but you don't add black or white. You can change the colour by adding more or less of your original colours.



Year 1 focused on the famous potter Clarice Cliff. They recreated plates in the same style as the artist.




Art Showcase



For the final personal response to the unit Colour Splash, Year 1 created a vase of flowers. They only had access to red and yellow paint to create the flowers. They had to colour mixed their own shades and hues.




Year 4 Drawing: Power Prints



Year 4 have been drawing with scissors and creating an Iron Man inspired collage. They had to think carefully about proportions and where they were going to place the items. How amazing are the end results!

Year 4 have been busy. First they created some detailed pencil sketches of metal objects then they drew their favourite sketch onto smart print tiles. Smart print is a new media for Year 4. They learnt how to create an impression in the polystyrene tile. They then created prints of their own unique tiles.



Art Showcase



Year 4 created their final 2D to 3D piece drawings incorporating shading to add depth.

Year 4 Painting & Mixed Media: Light and Dark



Year 4 have been learning about different painting techniques like stippling and dabbing. They have also been refining their colour mixing skills.

Using their knowledge of shades and tints they used paint to create 3D images.



For their final piece, year 4 focused on still life composition and explored perspective. They had to sketched out the initial shapes then complete their art-work using paint.



Art Showcase



Year 5 Drawing: Architecture

Year 5 began the unit by creating a pencil sketch of a houses to explore architectural elements. Refining and developing their ideas they then turned this into a stylised print.

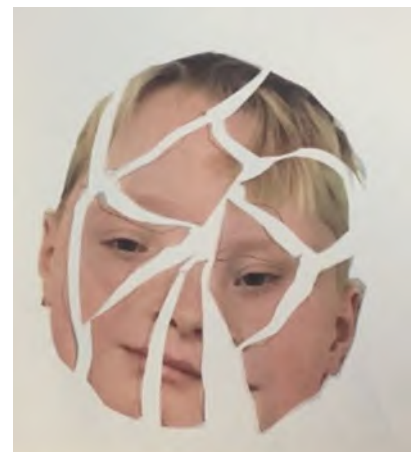


Year 5 Painting & Mixed Media: Portraits



First, Year 5 created a self-portrait in pencil then they created a list of words that were personal to each of them which included their favourite food, colours, animals, pets, friends, family etc. Next they placed tracing paper over their portrait and used the individual word list to recreate a personal poem portrait.

Year 5 continued to look at different types of portraits. They manipulated a photograph of themselves and looked at how space can be used to alter the image.



Art Showcase



Next we researched 4 different artists who have all created self-portraits and experimented with mixed media.



Here are a sample of Year 5's final piece. Each child created their own personal portrait using mixed media.

